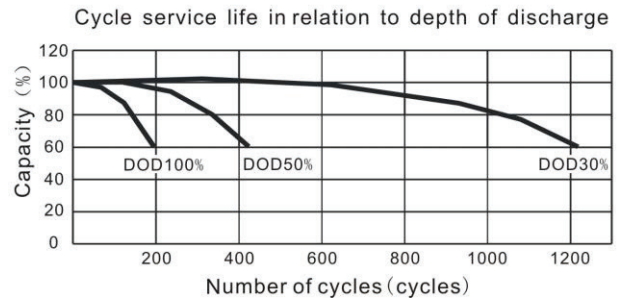
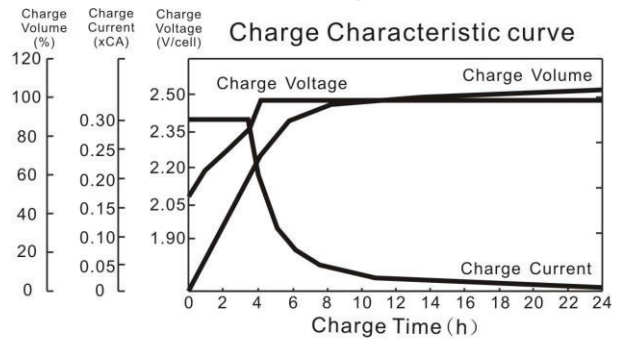
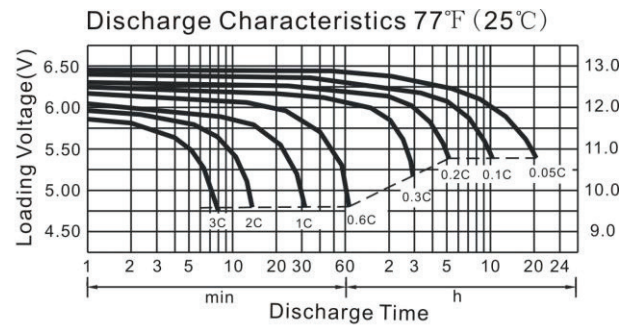


● **Specifications**

Nominal Voltage		12V
Rated Capacity 77°F(25°C) (20HR)		2.2Ah
Dimensions (mm)	Length	178±2
	Width	34.5±1
	Height	61.5±1.5
	Total Height	67±1.5
Approx. Weight (kg)		0.9±3%
Terminal		T1-A

● **Characteristic**

Capacity 77°F(25°C)	20HR (0.115A)	2.20Ah
	10HR (0.213A)	2.13Ah
	5HR (0.391A)	1.95Ah
	1HR (1.403A)	1.40Ah
	15 min rate (4.25A)	4.25Ah
Internal Resistance	Full Charged Battery 77°F(25°C)	Approx. 60mΩ
Temperature dependence of capacity (20HR)	104°F(40°C)	102%
	77°F(25°C)	100%
	32°F(0°C)	85%
	5°F(-15°C)	65%
Self-Discharge 68°F(20°C) (Capacity after)	3 months	90%
	6 months	80%
	12 months	60%
Max. Discharge Current, 77°F(25°C)		35A(5s)
Floating design life, 77°F(25°C)		5 years
Constant Voltage Charge, 77°F(25°C)	Cycle	14.5~14.9V(-24mV/°C) max. current: 0.69 A
	Float	13.6~13.8V(-18mV/°C)



Constant Current Discharge Characteristics (A), 77°F(25°C)

F.V/TIME	5min	10min	15min	30min	60min	2H	3H	5H	8H	10H	20H
1.60V/cell	8.74	5.52	4.25	2.30	1.455	0.821	0.600	0.404	0.269	0.221	0.118
1.70V/cell	8.30	5.24	4.06	2.20	1.403	0.789	0.586	0.398	0.266	0.218	0.117
1.75V/cell	8.14	5.13	3.99	2.15	1.378	0.775	0.575	0.391	0.262	0.213	0.116
1.80V/cell	7.98	5.01	3.92	2.11	1.354	0.761	0.565	0.384	0.259	0.211	0.115

Constant Wattage Discharge Characteristics (Watt), 77°F(25°C)

F.V/TIME	5min	10min	15min	30min	60min	2H	3H	5H	8H	10H	20H
1.60V/cell	15.87	10.12	7.87	4.28	2.741	1.559	1.150	0.782	0.527	0.434	0.233
1.70V/cell	15.23	9.71	7.59	4.14	2.665	1.511	1.134	0.775	0.524	0.432	0.232
1.75V/cell	15.06	9.56	7.51	4.09	2.640	1.500	1.122	0.768	0.520	0.428	0.231
1.80V/cell	14.90	8.45	7.44	4.05	2.619	1.483	1.113	0.761	0.515	0.423	0.230